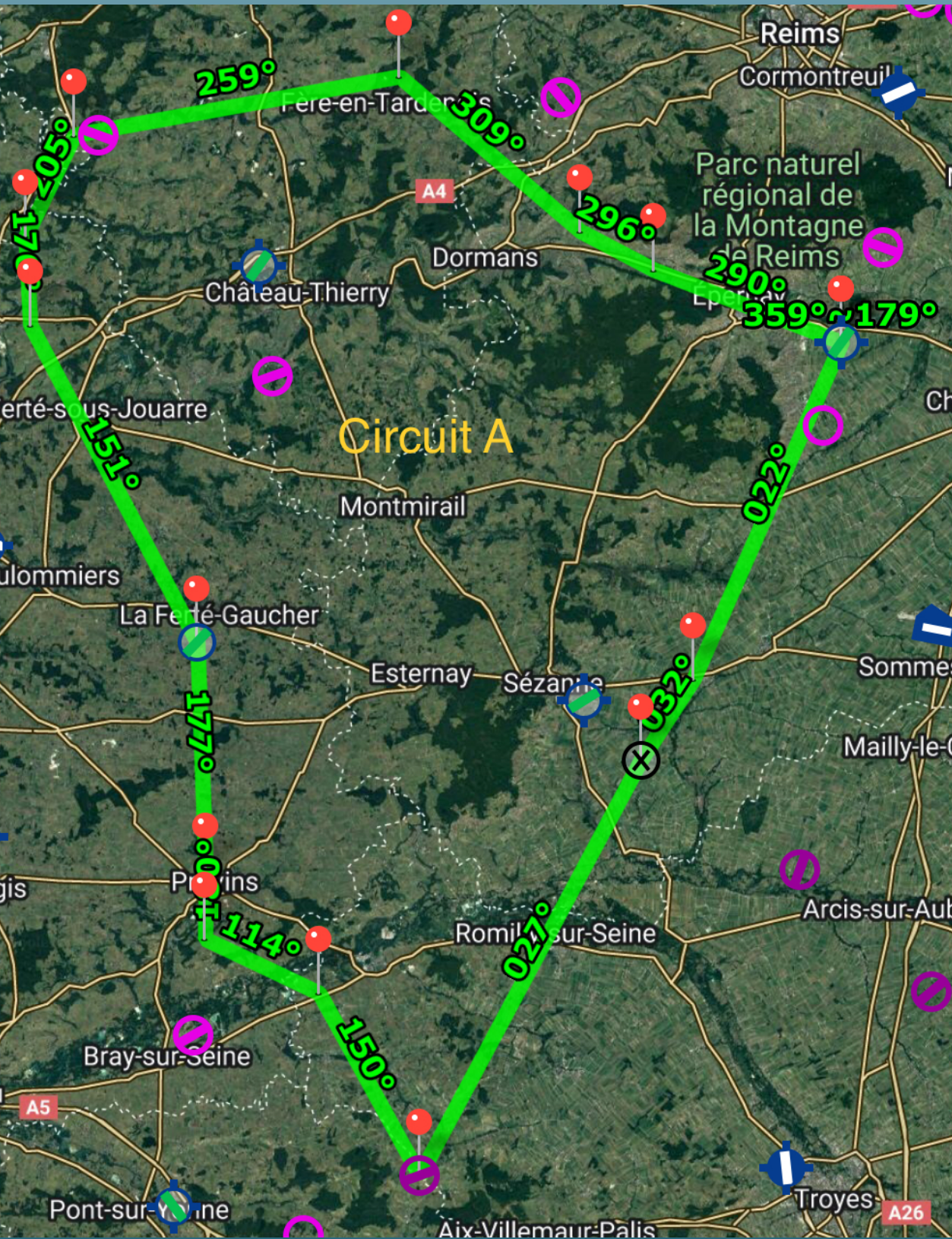

CIRCUITS HOMMAGE À THIERRY BARBIER

Mars 2023

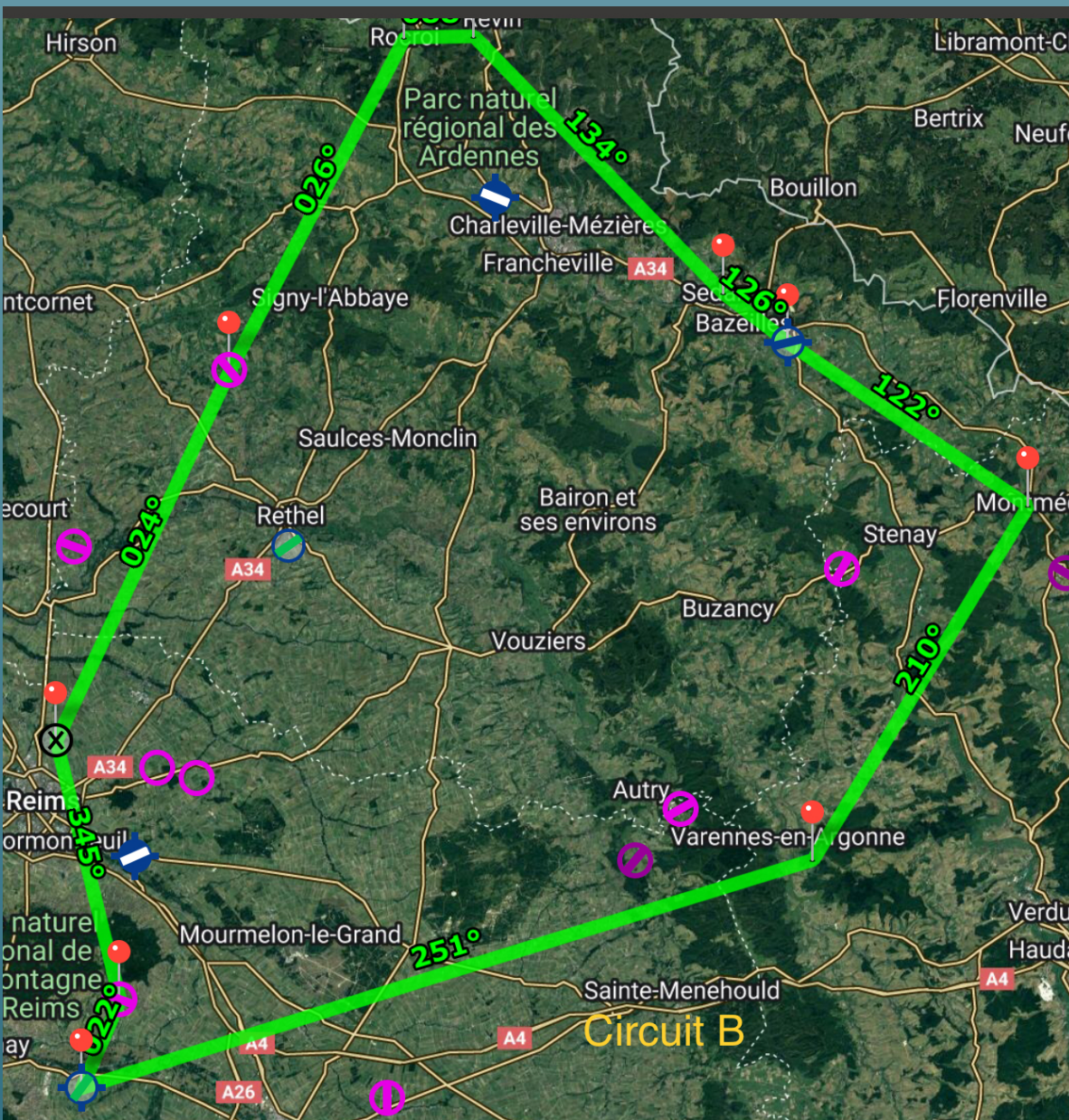
Circuit A



Z vol	Rm	DSD	TAV	Report
Z min		DIST	TSV	
		DTG		
1400	290°	0	10'	LFSW - EPERNAY PLIVOT
1500		18	10'	Chateau de Boursault
1400	296°	8	4'	Le pape vous fait signe
1000		26	11'	Chateau de fere
1400	309°	22	12'	Chateau de la ferté milon
1500		48	18'	Crouy sur ourcq
1400	259°	30	16'	Chateau de la trousse
1500		78	8'	LFFG - LA FERTE GAUCHER
1400	205°	10	6'	Cite medievale Provins
1000		88	6'	Chateau de Matramé
1400	176°	8	4'	Chateau de la motte tilly
1000		96	23'	LF8922 - Courgenay
1400	151°	33	18'	LFYM - MARIGNY LE GRAND
1500		129	16'	Sucrerie de Connantre
1400	177°	22	12'	LFSW - EPERNAY PLIVOT
1500		151	4'	LFSW - EPERNAY PLIVOT
1500	180°	5	3'	LFSW - EPERNAY PLIVOT
1000		122	7'	
1500	114°	12	6'	
1500		156	13'	
1500	150°	19	10'	
1500		168	19'	
1500	027°	43	24'	
1500		86	4'	
1400	032°	9	5'	
1000		43	16'	
1500	022°	34	18'	
1500		34	0'	
1500	359°	0	0'	
		-0	0'	
1500	359°	0	0'	
		-0	0'	
		273	158'	

FB=0,54
(110 km/h)

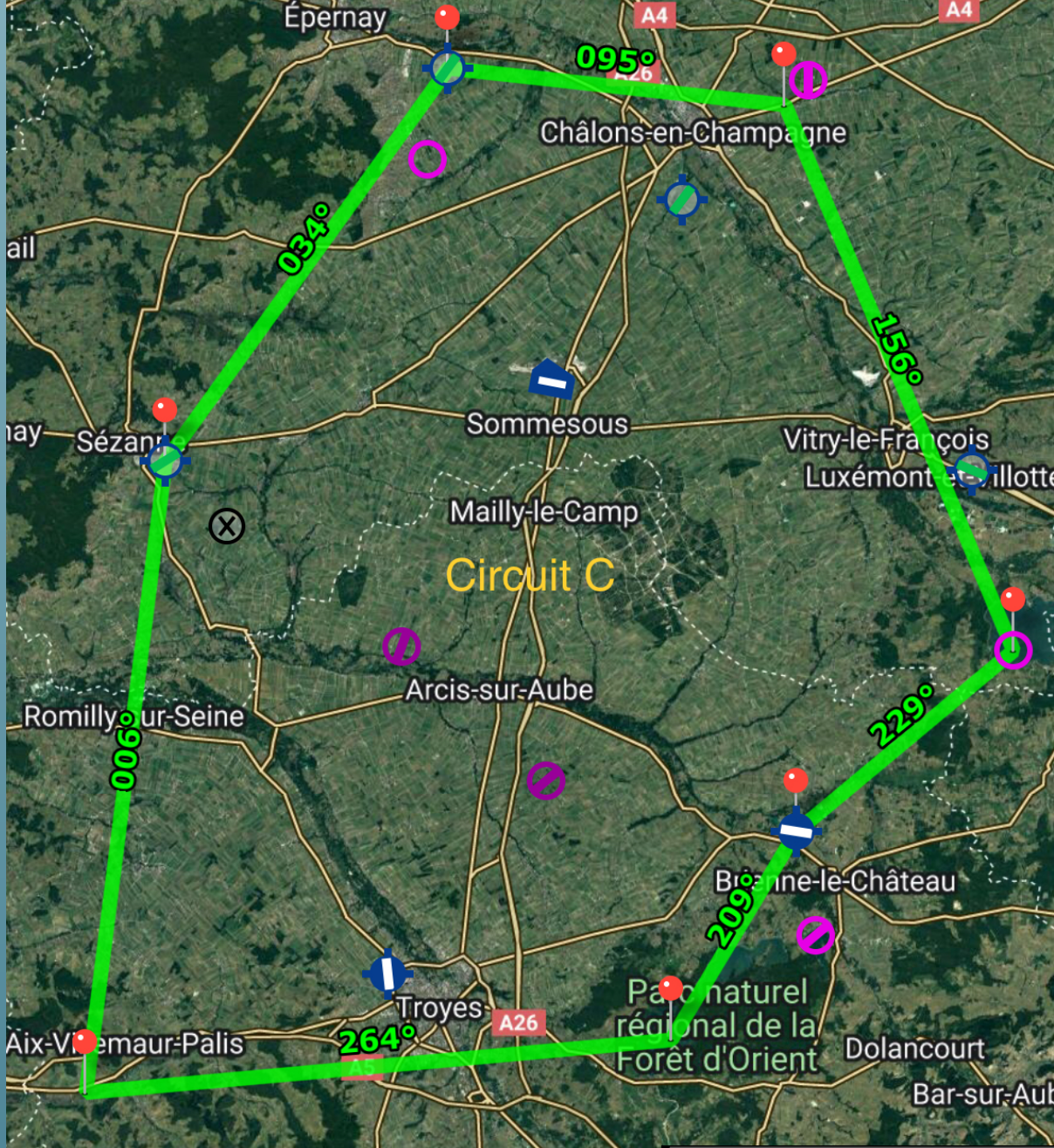
Circuit B



Z vol	Rm	DSD	TAV	Report
Z min		DIST	TSV	
↗	022°	0	5'	LFSW - EPERNAY PLIVOT
1400		9	5'	LF5152 - Bouzy
1000		305		
↗	345°	9	12'	LFSR - REIMS CHAMPAGNE
2500		26	14'	
1500		296		
→	024°	36	16'	LF0852 - Les potes adon'fe 08
2500		40	22'	
1500		269		
→	026°	75	15'	Cite fortifiée Rocroi
2500		36	20'	
2000		229		
→	088°	112	3'	Bassin Whitaker
2500		7	4'	
2000		193		
→	134°	119	23'	Sedan chateau fort
2500		35	19'	
2000		186		
→	126°	153	5'	LFSJ - SEDAN DOUZY
2500		8	4'	
1500		152		
→	122°	161	17'	Citadelle de Montmedy
2500		28	15'	
2000		144		
→	210°	189	29'	Tranchée de la butte de Mauquois
2500		40	22'	
2000		116		
→	251°	230	52'	LFSW - EPERNAY PLIVOT
2500		75	41'	
1500		75		
		305	177'	
		305	166'	Circuit B
		0		

FB=0,54

(110 km/h)



Z vol	Rm	DSD	TAV	Report
Z min		DIST	TSV	
		DTG		
↗		0	15'	LFSW - EPERNAY PLIVOT
1400	095°	28	15'	Notre Dame de L'Epine
1000		266		
↗		28	34'	LF5154 - Lac du Der
2000	156°	50	27'	LFFN - BRIENNE LE CHATEAU
1500		237		
↘		78	17'	Lac d'Orient
1500	229°	24	13'	
1000		188		Chateau de st Benoist
→		102	15'	
1500	209°	20	11'	LFFZ - SEZANNE SAINT REMY
1000		164		
↗		122	31'	LFSW - EPERNAY PLIVOT
2000	264°	50	27'	
1500		144		Circuit C
→		172	22'	
2000	006°	54	29'	
1500		94		
→		225	18'	
2000	034°	40	22'	
1500		40		
		266	152'	
		266	145'	
		0		

Circuit C

FB=0,54
(110 km/h)